

NATIONAL BOWEL CANCER SCREENING PROGRAM: PARTICIPATION TRENDS IN AUSTRALIA

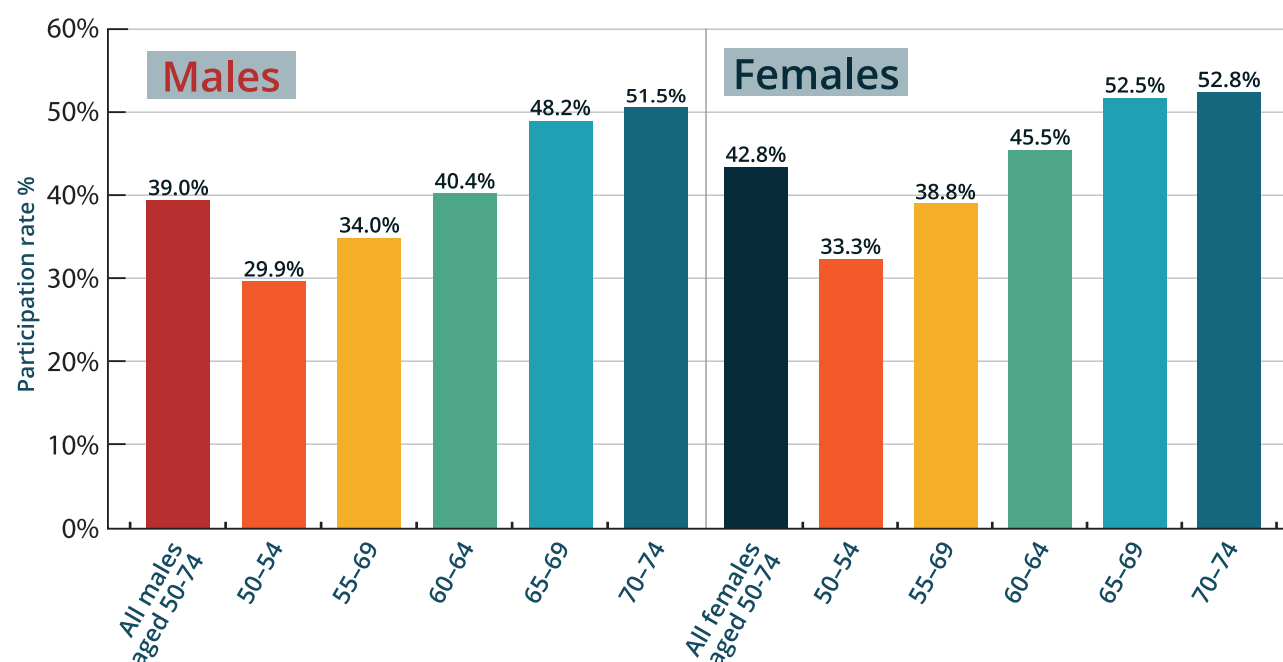
1 January 2020 to 31 December 2021

Source: AIHW NBCSP Monitoring Report 2023

AGE GROUPS



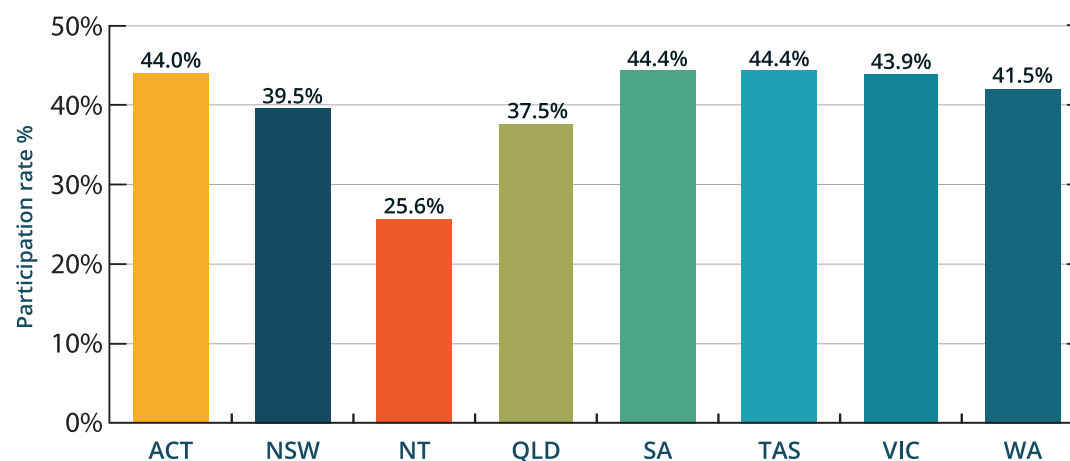
- Men had lower participation rates (39%) compared to women (42.8%).
- Participation rates were consistently lower across all younger age groups, while individuals aged 60 and over participated at 40% or higher.



STATES AND TERRITORIES



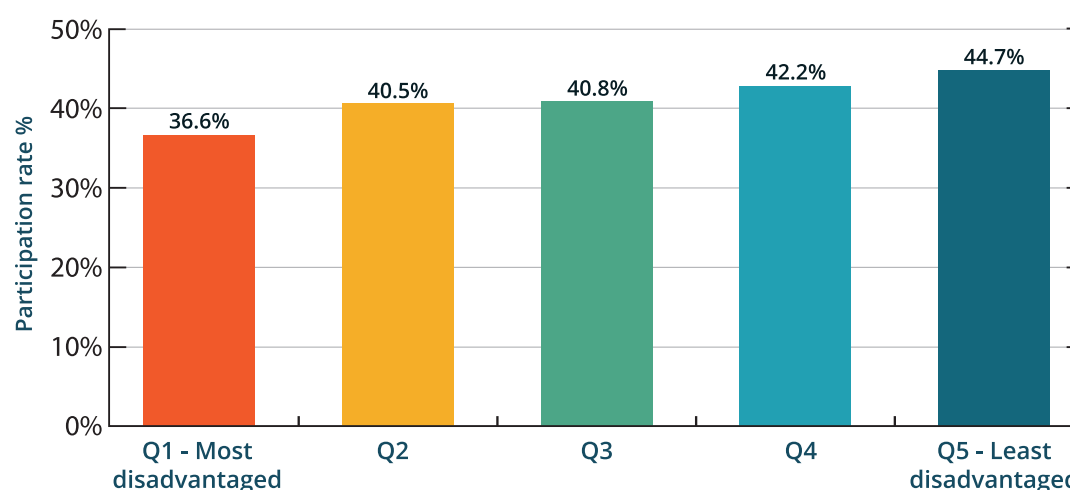
- The Northern Territory exhibited the lowest participation rate (25.6%) among all states and territories, while the collective average participation rate stood at 42.1%.



SOCIO-ECONOMIC AREAS



- Individuals experiencing disadvantage in terms of income, education, occupation, and other economic indicators exhibited lower participation rates (36.6%) compared to those with fewer disadvantages (44.7%).



ACCESSIBILITY/REMOTENESS



- People residing in remote and very remote areas had lower participation rates (32.5% and 25.3%) compared to metropolitan and regional areas (40.6%, 43.4%, and 39.5%).

